

How to sort YOUR WASTE



How to use your bins

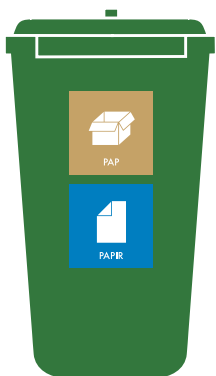
You must have at least the bins you see on this page. If you need more space, you can choose to buy or lease more bins. You can not get your waste collected more often.

Everything about your waste is on billundvand.dk and the app **Affaldsportal**. Download the app on App Store or Google Play.

Recycling bins

You must have these two recycling bins.

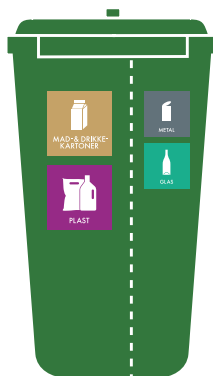
You lease the recycling bins from us. Report to us if they get broken. We will repair them.



1

Cardboard and paper

Gets emptied every 6 weeks




2

Beverage cartons,
plastics, metal and glass

Gets emptied every 3 weeks

Double bin for food and residual waste



You own your double bin for food waste and residual waste. Therefore you must maintain it and buy a new one, when it is broken.

You can not sort food waste and residual waste on the recycling center. If you need more space, you need to buy or rent an extra bin.

Every year you can get five extra bags of residual waste picked up. You can get the bags on the recycling center at Billund and Grindsted or at the libraries.

Gets emptied every 2 weeks

Bag for textile waste



Put worn out clothes in the red bag. Put the bag on the recycling bin for metal and glass.

You will get one bag collected at a time. If you have more, you need to go to the recycling center.

Box for hazardous waste




Fill out the address label. Go to billundvand.dk to choose a date to get it picked up. Put the box on the recycling bin for cardboard and paper.

Do you need more bags for food waste or textile waste?

You can pick extra bags up on the recycling center in Billund and Grindsted or at the libraries in Billund and Grindsted.

How you must place your bins

Place your bins...



Less than 20 meters from the start of your property*



Without stairs and inclines above 10%



Have a flat surface of e.g. tiles or asphalt



Without cars, bikes e.g. blocking the access



Remove snow and ice at winter time



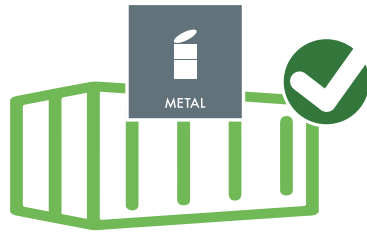
Turn on the light when it's dark outside

*You can put your recycling bin further from the start of your property, if you make sure to put it out **before 6 AM** on the day it gets emptied.

Recycling centers

Separate the waste

When you deliver waste from your recycling bin to the recycling center, you must sort it in each category. This means for example, that **metal and glass** must be in different containers, even though they go in the same room at home.



Where do you find the recycling centers?

We have five recycling centers. The recycling centers in **Sdr. Omme**, **Filskov** and **Vorbasse** are without staff. You can hand in a lot of your waste here. If you want to access the small recycling centers, you must first go to **billundvand.dk**.

You can deliver more waste and get help of our staff on the big recycling centers in **Billund** and **Grindsted**.

See where you deliver waste on the app **Affaldsportal**.

The search function is also available on your website.

See opening hours and addresses on **billundvand.dk**



How to sort waste at your home



Paper

Magazines, news papers, receipts and envelopes.



Cardboard

Packaging of cardboard.
Toilet rolls, egg trays.



Food waste

Food waste. Remove all packaging.
Put it in the paper bags.



Residual waste

Pizza boxes, dirty paper, diapers, litter from pets.



Textile waste

Worn out clothes, towels and linnen.
Give useful clothes to charity - not in the red bag.

Must be clean and dry.
You do not have to remove tape.



Search for more types
of waste on the app

Affaldsportal
eller **billundvand.dk**



Metal

Cans of metal.
Tin foil.



Glass

Glass bottles.
Glass from jam, vitamins.



Plastics

Hard and soft plastics. Packaging
from shampoo, detergent and food.



Beverage from food cartons

Cartons from milk, juice, chickpeas
and chopped tomatoes.



Hazardous waste

Batteries, spray cans and small electronics.

**Must
be emptied.**
You do not have
to wash.



billundvand.dk

The app **Affaldsportal**



Read more about waste

- Opening hours
- When your waste gets emptied
- How to sort your waste
- Order extra bins
- Register for SMS-service
- Report that your bin is not emptied
- Choose date to get your box of hazardous waste collected

Thank you for sorting your waste